

# Training Champ

## Instructions

Your Training Champ is ready for use right out of the box. Just Step and Drop.



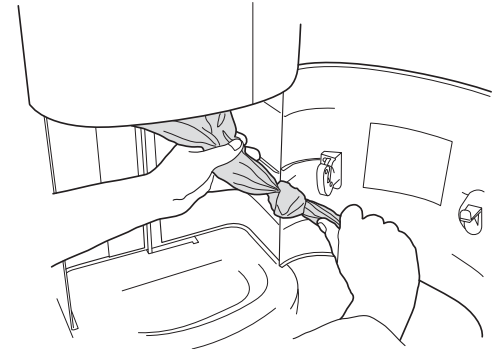
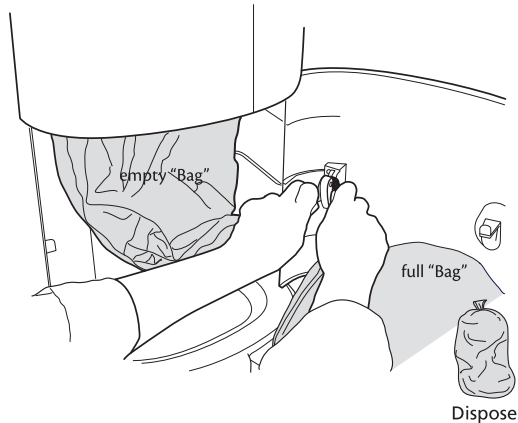
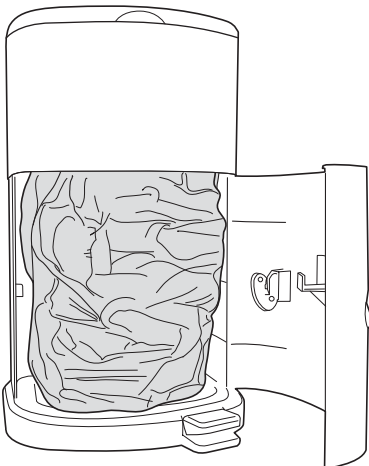
Continuous Refill



BIODEGRADABLE

## Follow the steps below to empty your Training Champ:

- 1 When the pail is full, open the door and pull the full "Bag" downwards.
- 2 Cut full "Bag" on the door-mounted Cutter. Tie the full "Bag" and dispose.
- 3 Tie a knot at the bottom of the refill, creating a new "Bag" and close the door.



**⚠ WARNING!**  
TO AVOID DANGER OF SUFFOCATION, KEEP THE REFILL LINER AWAY FROM BABIES AND CHILDREN. DO NOT USE THE REFILL IN CRIBS, BEDS, CARRIAGES, STROLLERS, OR PLAYPENS.

### Care of your Training Champ :

Your unit is basically maintenance free, however, if necessary, the surfaces can be cleaned with a non-abrasive cleaner. Safe for Bleach.

For further assistance or store locations please visit [luckychamp.com](http://luckychamp.com), or call our Customer Care Department at 1-800-856-0332.



[luckychamp.com](http://luckychamp.com)